

**International Journal of Computer Science and Mobile Computing**



A Monthly Journal of Computer Science and Information Technology

**ISSN 2320-088X**

**IMPACT FACTOR: 6.017**

*IJCSMC, Vol. 7, Issue. 2, February 2018, pg.9 – 22*

# **Bridging the Semantic Gap in Content Based Image Retrieval**

**Paul C. Kuo**, MD, MS, MBA

University of South Florida, Morsani College of Medicine

Dept. of Surgery

**Running Title: CBIR and the Semantic Gap**

Address all correspondence to:

Paul C. Kuo, MD

University of South Florida, Morsani College of Medicine

Dept. of Surgery

2 Tampa General Circle

Tampa, FL 33606

Phone: 813-250-2572

Fax: 813-259-0606

Email: [paulkuo@health.usf.edu](mailto:paulkuo@health.usf.edu)

## **Abstract** (223 words)

Image content on the Web is increasing exponentially. As a result, there is a need for image retrieval systems. Historically, there have been two methodologies, text-based and content-based. In the text-based approach, query systems retrieve images that have been manually annotated using key words. This approach can be problematic: it is labor-intensive and maybe biased according to the subjectivity of the observer. Content based image retrieval (CBIR) searches and retrieves digital images in large databases by analysis of derived-image features. CBIR systems typically use the characteristics of color, texture, shape and their combination for definition of features. Similarity measures that originated in the preceding text-based era are commonly used. However, CBIR struggles with bridging the semantic gap, defined as the division between high-level complexity of CBIR and human perception and the low-level implementation features and techniques. In this paper, CBIR is reviewed in a broad context. Newer approaches is feature generation and similarity measures are detailed with representative studies addressing their efficacy. Color-texture moments, columns-of-interest, harmony-symmetry-geometry, SIFT (Scale Invariant Feature Transform), and SURF (Speeded Up Robust Features) are presented as alternative feature generation modalities. Graph matching, Earth Mover's Distance, and relevance feedback are discussed with the realm of similarity. We conclude that while CBIR is evolving and continues to slowly close the semantic gap, addressing the complexity of human perception remains a challenge.

**Keywords:** content based image retrieval, review, CBIR, feature extraction, similarity

## **Introduction**

The spiraling increase in information available on the Internet has simultaneously boosted the availability of visual and multimedia data resulting in explosive growth of digital libraries.<sup>1</sup> As a consequence, there has arisen a need to develop effective methodologies to satisfy image based queries that are more effective than those based solely on matching text or database fields. In response to this need, the field of Content Based Image Retrieval (CBIR) has developed to address the problem of searching and retrieving digital images in large databases by analysis of derived-image components or features.

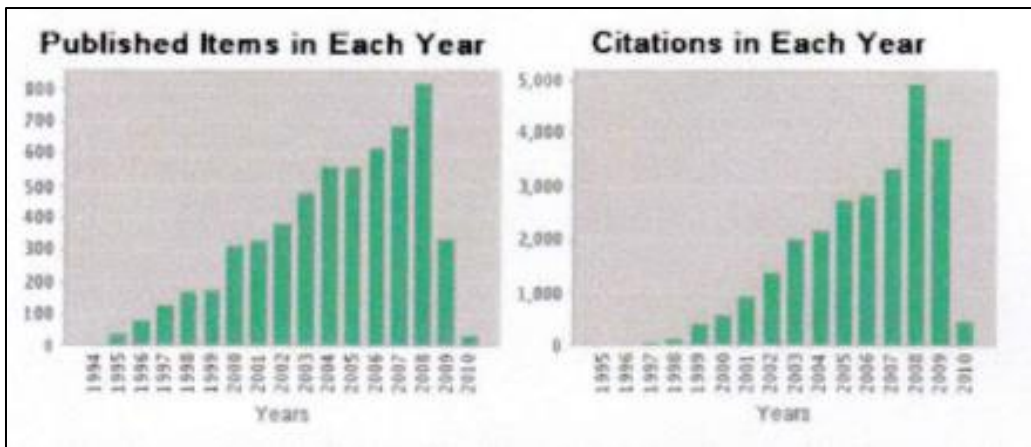


Figure 1. Number of published items and citations of CBIR in 2010. <sup>2</sup>

Academic papers addressing access methods and image databases first appeared in early 1980s. At the beginning, methodologies were primarily based upon text searches on annotated images. Early systems existed at the beginning of the 1980s, and some authorities suggest IBM's Query By Image Content (QBIC) as the first CBIR system. Since then, other systems have originated in academia and developed for commercial use. For example, Virage has had several well-known commercial customers, such as CNN. Candid, Photobook and Netra use simple color and texture based methods. Use of higher level information techniques, such as image segmentation, was introduced by Blobworld. Pic Hunter is an image browser in which user feedback is used to maximize the information gain with each iteration. There also exists a free-of-charge GNU (GNU's Not Unix!) image finding tool, GIFT. These systems share similar architecture for browsing and archiving images with capabilities for extraction of visual features, efficient retrieval, similarity measures and a graphical user interface.<sup>3</sup>

In this review paper, a CBIR overview is provided with an emphasis on commonly used features and similarity measures. In addition, newer and unique features and similarity measures are described with the experimental results of their applications to existing image databases.

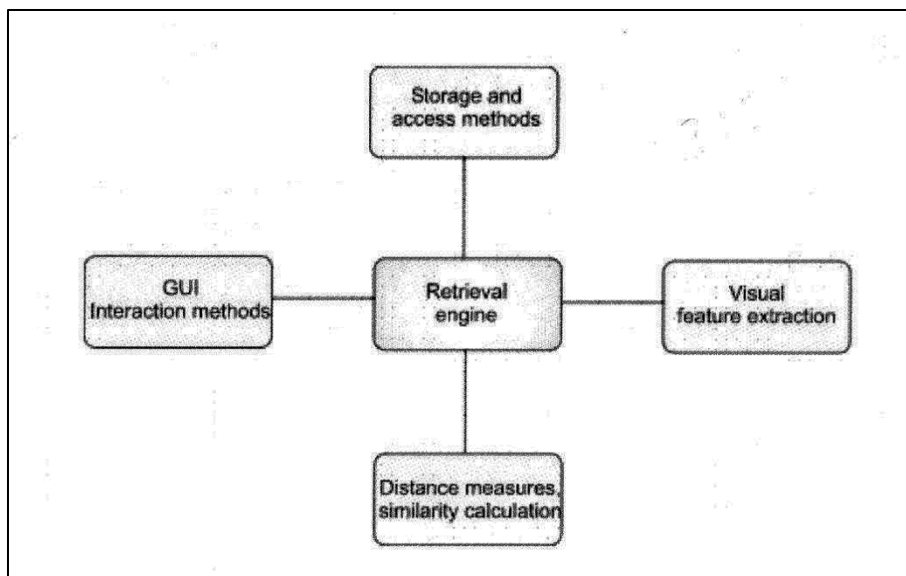
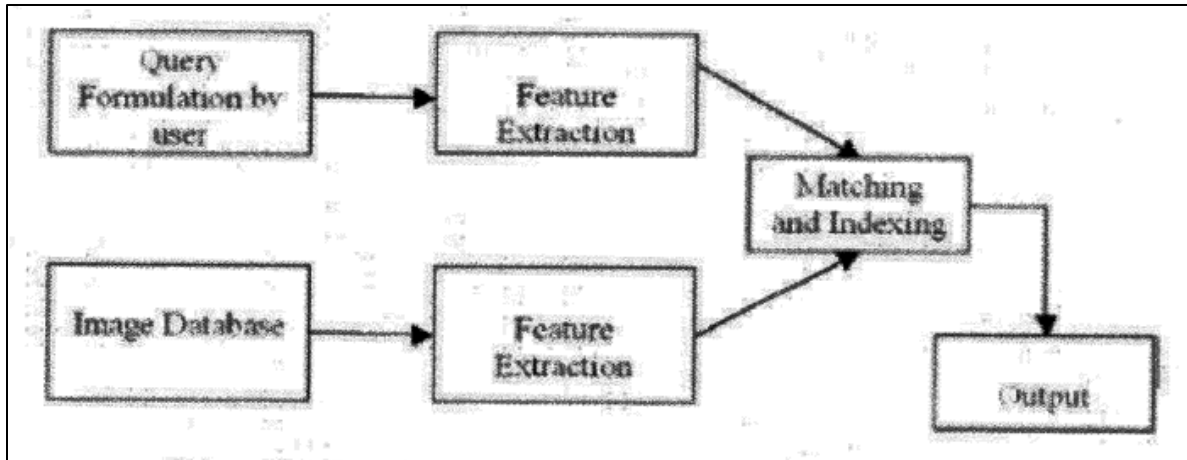


Figure 3. Components of CBIR systems. <sup>3</sup>

### Overview

Broadly conceived, there exist two formats for image retrieval techniques, text-based and/or content-based. In the text-based approach, query systems retrieve images that have been manually annotated using key words. This approach has several disadvantages. A significant degree of human labor is required, and the appended annotation may be biased and inaccurate as the result of subjectivity of the observer. Data-based management by human annotation is extremely tedious and clumsy. CBIR may address the disadvantages of text-based retrieval systems. CBIR first requires construction or availability of an image database; features are then extracted from the images. A basic CBIR system is composed of two parts. The first contains the visual information contained in image pixels represented as image features and descriptors. Typically, visual components of the image, such as, color, texture, shape, faces, and spatial layout of objects and various geometric shape characteristics and/or a combination of these are utilized as the features. Photometric features exploit color and texture properties, and are derived directly from raw pixel intensities. Geometric features make use of shape-based properties. The feature data set is then built. The second CBIR component assesses similarities. If an image query is given, the feature vectors are extracted, and similarity matching is performed. A group of similar target images are retrieved and presented based on rank similarity matching. In summary, CBIR is a mechanism for describing and recording image content based on pixel and voxel information, and then determining the similarity between the query image and the database image. <sup>4</sup>

Figure 2. CBIR flowchart. <sup>5</sup>

While seemingly simplistic and straight forward, CBIR falls short of its promise when addressing the issues of semantic gap and sensory gap. The semantic gap may be defined as the lack of coincidence between information extracted from a visual image as embodied in its feature space and the interpretation the same data may have for a human user. Parenthetically, according to Smeulders, et al, it is “the space of disappointment between the high-level intentions of CBIR and the low-level features that are used for analysis”.<sup>6,7</sup> This perceptual subjectivity leads to difficulty in finding a single best representation of the query image. The term, “semantically similar”, therefore applies to the context of human visually perceived similarity. The gap in general purpose systems is estimated to range from 60-80% and exists between the high-level requirements of CBIR and human perception and the low-level implementation techniques.<sup>6</sup> Image semantics may also be task dependent. Meaning may vary according to the underlying query motivation. Different classifiers may need to be developed for varying tasks on the same data set.<sup>4</sup> The sensory gap describes the difference between the image properties and the properties of the actual object. Both of these “gaps” may significantly limit the image retrieval capabilities of a CBIR algorithm. Addressing both the semantic and sensory gaps are areas of ongoing study in an effort to include the contributions of human perception, interpretation and meaning into CBIR algorithms.

## Features

CBIR systems typically use the characteristics of color, texture, shape and their combination for definition. The feature space frequently comprises color, texture or shape properties in which each pixel is mapped to a single feature in a corresponding feature space. The descriptors should be able to find noise influenced, variously distorted and transformed and defective features.<sup>8</sup>

Thereafter, during the retrieval process, the end user selects the visual features and may also specify weights for the representations. Based on selected features and weights, the retrieval system will find similar images for the user's query.

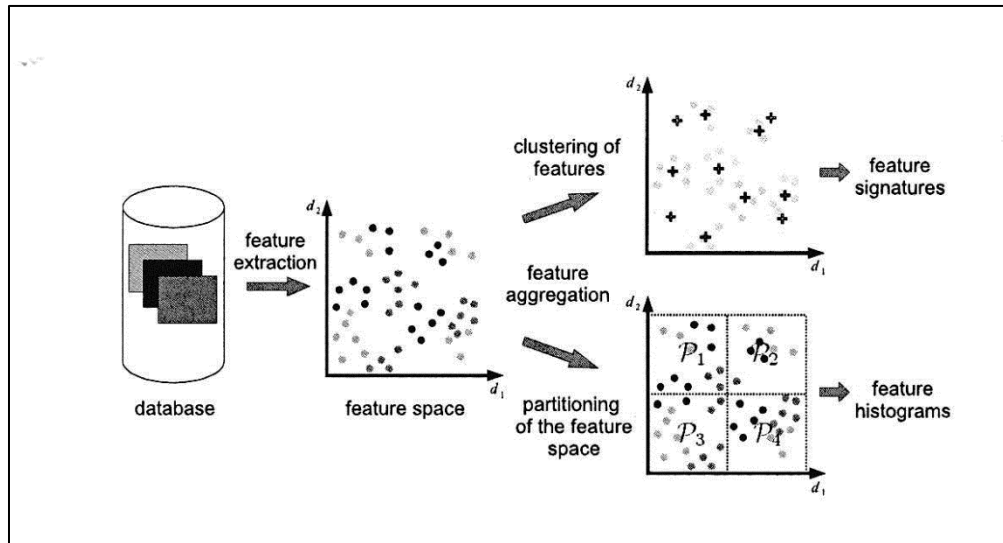


Figure 4. Feature extraction process.<sup>9</sup>

In CBIR, a primary challenge is express characteristics inherent to images as meaningful collections of features. Features are commonly represented as histograms and signatures. A histogram is derived from a fixed partitioning of the domain of the distribution. A single feature histogram is generated when each entry of the histogram corresponds to the number of its features located in the corresponding global partition and usually represent bins in a fixed partitioning of the region of the underlying space. Local clustering of features generates a signature, also called an adaptive binning histogram. Clusters of the objects' features are included with the corresponding weights and centroids.<sup>9</sup> Intuitively, a feature signature is then a set of centroids with a corresponding weight of the clusters. Each cluster is represented by a statistical measure such as mean and/or by the fraction of pixels within a spatial cluster. It is argued that each feature signature reflects the feature distribution more meaningfully than any feature histogram. Another critical pre-processing step is segmentation step that describes image content by focusing on regions of interest in an attempt to identify the core meaningful regions.<sup>4,10</sup>

Color has been extensively used as a feature in CBIR image retrieval. This is intuitively straight forward given the ability to decompose color into component pixels of specific wavelengths and/or frequencies of the electromagnetic spectrum. It is considered relatively resistant to background complications and independent of image size and orientation. A variety of techniques including the color histogram, color corelogram, color auto-corelogram, and color moments have been suggested.<sup>11</sup> A global characterization of the image can be obtained by segmenting pixel color

components into a histogram or dividing the image into sub-blocks of which each is then attributed with the average color component vector in that block.<sup>4</sup>

Texture has also been used to separate and extract prominent regions of interest in an image and applies to the visual patterns that have properties of homogeneity independent of a single color or intensity.<sup>1</sup> Commonly, standard analysis tools, such as wavelets, Gabor, or Stockwell filters, are used.<sup>10</sup> Texture may also contain information about the structural orientation of surfaces and their relationship with the surroundings. Existing texture classification methods can be broadly divided into three categories: 1) statistical, 2) structural, and 3) model. Statistical methods depict texture as local measures, such as the six Tamura features, world features, grey level co-occurrence matrix or auto-correlation function. The Tamura features are coarseness, contrast, directionality, line-likeness, regularity, and roughness.<sup>12</sup> World features are periodicity, randomness and directionality. In structural methods, texture is decomposed into many elements called texels that are arranged according to a pre-defined placement rule. Commonly used structural methods for texture classification are perimeter contribution and compactness, invariant histogram, topological texture descriptors, and morphological decomposition. Finally, in model-based techniques, texture is modeled as a probability model or as a linear combination of a set of basic functions. The coefficients of these models are used to characterize the texture images and may be transformed into different forms that are invariant to rotation, translation and scale.<sup>4,6</sup>

Shape represents information that can be directly deduced and grouped into edges, contours, joints, polylines and/or polygonal regions. As a first step, a suitable shape representation is extracted from pixel intensity information by region of interest detection, segmentation and grouping. This grouping then serves as a spatial layout that is further specified by additional post-processing, such as perceptual organization, inference and grouping principles to extract additional information describing the structural content. Shape representation may also focus on effectively characterizing perceptually important features based on shape boundary information or boundary plus interior content.<sup>4</sup> Boundary-based techniques use only the contour or border of the object, and ignore the interior. Region-based methods also consider the internal details. These can be further segregated into structural (or local) approaches and global approaches. Global contour shape techniques take the whole shape contour as a shape representation. Under global methods, simple shape descriptors include area, circularity, eccentricity, major axis orientation and bending energy. These are usually used as filters to eliminate false positives, but in general, are not suitable as stand-alone shape descriptors.<sup>8</sup> Features for shape include shape signature, shape histogram, shape invariants, moments, caricature, shape context, shape matrix, and spectral features. CBIR use of shape as a core feature can be a difficult task especially when a 3-D real world object is projected onto a 2-D image plane. As a result, shape and information extracted from an image, only partially represent the projected object. In

addition, shape can be often corrupted by noise, defects, arbitrary distortions and occlusion.<sup>8</sup>

Because these individual features are generally agreed to be low level in nature, investigators have proposed unique feature detection algorithms in an effort to bridge the semantic gap. Combinations of color, texture and shape have been examined. Yu et al suggest that the combination of color and texture may be useful as they represent distinctly different aspects of images.<sup>11</sup> The authors note that some have suggested a set of covariance matrices between different color channels plus color histogram data to describe a color micro-texture. Others have proposed to combine the color and texture information together by defining hue and saturation as polar coordinates, which allow the direct use of HSV color space. However, none of these techniques are sufficiently powerful to represent image content for reasons that might also include a feature dimensionality that is too high or difficulty of algorithm implementation. The authors propose a “novel” feature termed color texture moments that integrates these properties into a compact form. There only 48 factors comprising dimensionality of this new feature. They test the new feature on an image library containing 10,000 Corel images with 200 queries and demonstrate that the precision of this feature to be better than other low level features such as color moments and color corelogram. But precision was only 30-35%. Nevertheless, the authors claim that their new feature achieves better performance than many existing low-level features. Again, the semantic gap remains rather large.

In a unique approach to bridging the semantic gap, Eidenberger and Breiteneder detail their semantic features (SFL) using the MPEG7 descriptor definition language (DDL).<sup>6</sup> DDL is a schema language used to represent the results of modeling audio-visual data. Their feature is a combination of related feature classes based on lower levels while also including additional knowledge comprised of modeling information, domain knowledge, and statistical information. The authors identify three major properties of human objects: 1) geometry, 2) harmony, and 3) symmetry. They reason that humans create objects with the major properties of Euclidean geometry, straight lines and right angles. Humans are attracted to harmonic application of colors with matching and shades, harmonic textures, and the regular arrangement of objects and scenes. Finally, symmetry is the symmetric arrangement of objects that can be symmetric, mirrored or repetitive. Using a collection of 64 synthetic images, the recall and precision of SFL were 56% and 51%, respectively. These values are better than the combination of low level features previously described, but are certainly are not optimal.

Commonly, images are segmented into regions to derive 2-D features for region-based queries. Although this has the advantage of including relevant regions in query creation, searches for multi-dimensional images would be compromised. In this paper, the authors present a volume of interest (VOI)-based content retrieval of four-dimensional images; three spatial and one temporal.<sup>13</sup> They then segment the image



into functionally similar boxels. To validate their VOI method in tumor detection, they constructed a feature index database of >300 unique VOIs from 13 dynamic PET scans of human brain studies. The authors indicate that similar images were retrieved, but as this was essentially a proof-of-concept study, comparisons were not made to other methodologies.

Lastly, other investigators have suggested mathematically based algorithms that abandon those characteristics commonly appreciated by the human eye. SIFT (Scale Invariant Feature Transform) is an algorithm that describes a specific region within an image as a feature which is invariant to both scale and rotation. The feature positions are determined by finding extremes of difference of Gaussian images. Regions are depicted by 128 element SIFT feature vectors.<sup>14</sup> In their work describing a submission to the medical image retrieval tasks of the 2012 ImageCLEF competition, Collins and coauthors then included four additional parameters consisting of two spatial coordinates within the image, the scale parameter and the dominant orientation parameter.<sup>15</sup> Another feature selection methodology, SURF (Speeded Up Robust Features) is a local feature descriptor in which points of interest in an image are specified using coordinates. It uses an integer approximation Hessian blob detector determinant computed using a pre-computed integral image.<sup>16</sup> In 2009, Juan and colleagues compared the three feature detection methods: SIFT, Principal Component Analysis (PCA)–SIFT (SIFT performed using PCA instead of histogram approaches) and SURF to determine efficacy and efficiency in image recognition. KNN was used to find the matches. Using a standard image dataset, the authors compared scale changes, rotation, blur, illumination changes and affine transformations among the three techniques. SIFT was slow but was stable across most of the experimental variables. SURF was the fastest with performance equivalent to SIFT. Lastly, PCA-SIFT demonstrated superior performance in rotation and illumination changes.<sup>17</sup>

Clearly, based on the methodologies previously described, an optimal feature set or feature selection algorithm has yet to be developed to adequately and efficiently bridge the semantic gap.

### **Retrieving Similar Images**

As in text-based information retrieval, CBIR similarity measures the simplest feature representation in a high dimension vector space.<sup>4</sup> It assumes that a linear combination of features forms a valid feature vector that maps to an image. Ideally, the metric defines a space of semantically similar images. A number of standard similarity measures derived from information retrieval discipline have been utilized. Beecks and coauthors applied an adaptive variant of K-means clustering to generate adjustable feature signatures.<sup>9</sup> They used a variety of “standard” similarity measures to query the following databases: the Wang, the Coil100, the MIR Flickr, and the 101objects. The Wang database comprises 1,000 images classified into 10 themes. The Coil100

database consists of 7,200 images classified into 100 different classes, the MIR Flickr contains 25,000 images, while the 101 Objects Database contains 9,196 images classified into 101 categories. The authors then use themes, classes, textual annotations and categories to measure precision and recall values. The extracted feature signatures exist in feature spaces containing to seven dimensions. They then evaluate the performance of various similarity measures on color only, color plus texture, color plus position, and color plus position plus texture. Among the various databases queried, the precision varied between 0.315 and 0.790 and computation times range from 10,003 to 1329 msec. They conclude, in general, that the signature quadratic form distance exhibits the highest mean average precision values, while the Hausdorff distance and Perceptually Modified Hausdorff Distance (PMHD) exhibit the lowest computational time values.

Yet others have sought to have the distance measure reflect human perception.<sup>18</sup> Zhang and Lu use Minkowski, cosine, histogram intersection and Mahalanobis distance measures among others to query two image datasets: the MPEG7 data set B which consists of 1,400 shapes of natural objects and the set is the MPEG7 region-shaped database which consists of 3,621 trademark shapes.

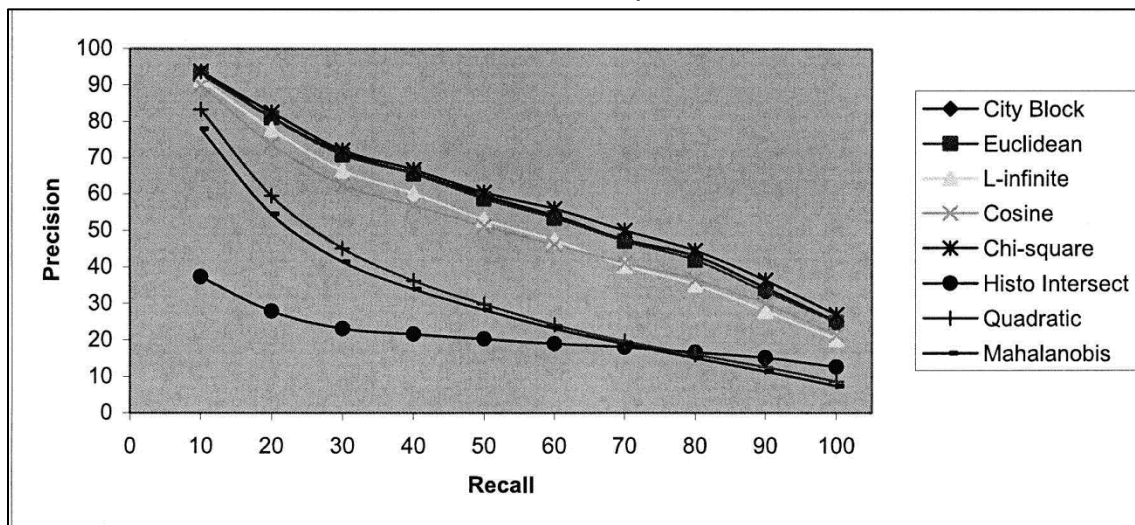


Figure 5. Performance of different distance measures on MPEG7 Set B.<sup>18</sup>

The authors found, that, in general, Euclidean distance, city block distance and Chi square statistics are the most desirable distance measurers in terms of retrieval effectiveness and efficiency. These two papers are a sample of the large number of papers that are representative of the high variability in functional accuracy of applying “standard” distance measures to the field of CBIR.

In an effort to develop alternative distance measures, investigators have advocated for the concept of manifolds and manifold learning techniques. Others have described the Earth Mover’s Distance, which takes variable sizes of the bins into account and addresses the correspondence issue by commuting the optimal alignment

between two multidimensional histograms. As an alternative to vector space descriptions, graph-based representations or graph-matching of image features have also been implemented.<sup>14</sup>

In a graph representation, nodes represent objects or part of objects.<sup>19</sup> Edges describe their relationships. If a graph is then rotated 180 deg and transformed into its “twin”, it is still the same graph. Determining similarity of graphs is labeled as graph matching. In the context of graph matching in CBIR, indexing is performed by qualitative spatial relationships. After desired objects have been extracted and annotated in the first image, an automatic ranking procedure is started. The assumption is made that objects change only slightly from one image to the next. Retrieval of images is made by pictorial example. The task of image retrieval is then formulated as a graph matching problem. Standard algorithms include maximum cliques and tree search. This methodology has been tested in a video database. Clips in this dataset vary from 4 to 20 seconds and contain between 12 and 19 objects each. Changes in object relationships vary from 71 to 402 changes. The time required was approximately 16 secs. The author summarizes that adapting a graph matching algorithm requires a solution of two concrete problems. First, an acceptable graphical representation of the image domain has to be found. Secondly, appropriate error correction has to be defined. As a result, graph matching is only applicable when image content is represented by a graph. In essence, a “cost” function is determined between the graph nodes. Combinatorial algorithms can be used to find a pair-wise matching of the nodes to minimize the total cost.

Rubner, Tomasi and Guibas described the Earth Mover’s Distance (EMD) technique for image retrieval.<sup>10</sup> This metric is based on the minimal cost that must be paid to transform one distribution into another. It has attractive properties for CBIR. The authors argue that EMD matches perceptual similarity better than other distances. Multi-dimensional distributions summarize different features of an image. It is often advantageous to compress or approximate the original distribution. This yields important savings by partitioning the underlying space into a fixed number of bins. As a result, the data is structured as a histogram. Because histograms are fixed sized structures, they cannot achieve a balance between expressiveness and efficiency. The authors propose variable sized descriptions of distributions. The dominant clusters are extracted from the original distribution and are used to conform its compressed representation. The signature is then made up of a segment of the main cluster of a distribution. Each of these is represented by a single point or cluster center in the underlying space together with the weight that denotes the size of the cluster. The authors address the problem of lifting those distances from individual features to full distributions. They define a consistent measure of distance or dissimilarity between two distributions. This “lifted distance” is the distance between distributions of local descriptors over the entire image. In addition, it is crucial that distances between distributions correlate with human

perception. The authors demonstrate that representing the content of an image database by signatures leads to better results for queries than with histograms. The EMD extends the notion of the distance between single elements to that of a distance between sets of elements.

### **Relevance Feedback**

All current CBIR systems suffer from insufficient performance as they are not able to establish a robust link between image features and high level concepts. Or stated in another fashion, the semantic gap has not been bridged. Rafiee and coauthors suggest that machine learning techniques together with similarity measure functions are able to create a robust link between visual features and meaningful regions of an image.<sup>2</sup> There are three approaches for doing this: supervised learning, unsupervised learning and interactive models. Interactive models, such as relevance feedback techniques, can provide iterative additive improvement in functionality, along with both supervised and unsupervised approaches. In the context of supervised learning, image classification can be more useful when the image training sets are well identified. There are discriminative and generative frameworks. In the discriminative model, boundaries of classifications are directly determined. Support vector machines and decision tree techniques belong to this category. In contrast, generative approaches try to estimate data density within each class and then use the Bayesian formula to optimize the boundaries.<sup>20</sup> In the realm of unsupervised learning techniques, the aim of this approach is to categorize a collection of imaged data to maximize similarity within clusters and minimize the similarity between clusters. Techniques include pair-wise distance based method, optimized quality clustering measures, and statistical modeling techniques. In a typical relevance approach, retrieval systems provide initial image results in response to the query of the user. The user's decision, usually termed relevant or irrelevant, about the retrieved image is employed for tuning system parameters. The steps are iteratively carried out until the user is satisfied with the image results. In reweighting algorithms, the weight of various types of image features are dynamically updated. The authors conclude that the desired level of generalization accuracy expected from CBIR has not reasonably achieved. They recommend the use of multiple classifiers for improving classification accuracy at the level of data, feature, classifier and aggregation as recommended.

## Conclusion

CBIR has arisen in response to the vastly increasing amounts of image data present in the Internet. A variety of features and similarity measures have been developed to enhance the query accuracy and overall functional utility. However, many of these are not sufficiently robust or specific to adequately capture the semantic aspects of the image. Termed the semantic gap, this chasm remains the single most challenging obstacle facing the field of CBIR. This perceptual subjectivity leads to difficulty in finding a single best representation of the query image. The contributions to image meaning of human perception, interpretation and meaning must ultimately be incorporated into CBIR algorithms to enhance overall utility.

## References

1. Murala S, Maheshwari R, Balasubramanian R. Local tetra patterns: a new feature descriptor for content-based image retrieval. *Image Processing, IEEE Transactions on*. 2012;21(5):2874-2886.
2. Rafiee G, Dlay SS, Woo WL. A review of content-based image retrieval. Paper presented at: Communication Systems Networks and Digital Signal Processing (CSNDSP), 2010 7th International Symposium on 2010.
3. Müller H, Michoux N, Bandon D, Geissbuhler A. A review of content-based image retrieval systems in medical applications—clinical benefits and future directions. *International journal of medical informatics*. 2004;73(1):1-23.
4. Akgül CB, Rubin DL, Napel S, Beaulieu CF, Greenspan H, Acar B. Content-based image retrieval in radiology: current status and future directions. *Journal of Digital Imaging*. 2011;24(2):208-222.
5. Rehman M, Iqbal M, Sharif M, Raza M. Content based image retrieval: survey. *World Applied Sciences Journal*. 2012;19(3):404-412.
6. Eidenberger H, Breiteneder C. Semantic feature layers in content-based image retrieval: implementation of human world features. Paper presented at: Control, Automation, Robotics and Vision, 2002. ICARCV 2002. 7th International Conference on 2002.
7. Smeulders AW, Worring M, Santini S, Gupta A, Jain R. Content-based image retrieval at the end of the early years. *Pattern Analysis and Machine Intelligence, IEEE Transactions on*. 2000;22(12):1349-1380.
8. Zhang D, Islam MM, Lu G. A review on automatic image annotation techniques. *Pattern Recognition*. 2012;45(1):346-362.
9. Beecks C, Uysal MS, Seidl T. A comparative study of similarity measures for content-based multimedia retrieval. Paper presented at: Multimedia and Expo (ICME), 2010 IEEE International Conference on 2010.
10. Rubner Y, Tomasi C, Guibas LJ. The earth mover's distance as a metric for image retrieval. *International journal of computer vision*. 2000;40(2):99-121.
11. Yu H, Li M, Zhang H-J, Feng J. Color texture moments for content-based image retrieval. Paper presented at: Image Processing. 2002. Proceedings. 2002 International Conference on 2002.
12. Tamura H, Mori S, Yamawaki T. Textural features corresponding to visual perception. *Systems, Man and Cybernetics, IEEE Transactions on*. 1978;8(6):460-473.
13. Kim J, Cai W, Feng D, Wu H. A new way for multidimensional medical data management: volume of interest (VOI)-based retrieval of medical images with visual and functional features. *Information Technology in Biomedicine, IEEE Transactions on*. 2006;10(3):598-607.

14. Grigorova A, De Natale FG, Dagli C, Huang TS. Content-based image retrieval by feature adaptation and relevance feedback. *Multimedia, IEEE Transactions on*. 2007;9(6):1183-1192.
15. Collins J, Okada K. A Comparative Study of Similarity Measures for Content-Based Medical Image Retrieval. Paper presented at: CLEF (Online Working Notes/Labs/Workshop)2012.
16. Bay H, Ess A, Tuytelaars T, Van Gool L. Speeded-up robust features (SURF). *Computer vision and image understanding*. 2008;110(3):346-359.
17. Juan L, Gwun O. A comparison of sift, pca-sift and surf. *International Journal of Image Processing (IJIP)*. 2009;3(4):143-152.
18. Zhang D, Lu G. Evaluation of similarity measurement for image retrieval. Paper presented at: Neural Networks and Signal Processing, 2003. Proceedings of the 2003 International Conference on2003.
19. Bunke H. Graph matching: Theoretical foundations, algorithms, and applications. Paper presented at: Proc. Vision Interface2000.
20. Vailaya A, Figueiredo MA, Jain AK, Zhang H-J. Image classification for content-based indexing. *Image Processing, IEEE Transactions on*. 2001;10(1):117-130.